

Dancla  
School of Mechanism, op.74

The Exercises have been written expressly for the work of the left hand – to develop digital independence, uniformity and agility.

**Moderato.**

The fingers must fall from a sufficient height with force, elasticity and uniformity.

1.  Exercise 1 consists of three staves of music. The first staff begins with a treble clef, a common time signature (C), and a forte dynamic marking (f). The music features a series of eighth-note chords, with the first two staves grouped by a slur. The second staff continues the pattern, and the third staff concludes with a repeat sign and a final chord.

2.  Exercise 2 consists of three staves of music. The first staff begins with a treble clef, a common time signature (C), and a forte dynamic marking (f). The music features a series of eighth-note chords, with the first two staves grouped by a slur. The second staff continues the pattern, and the third staff concludes with a repeat sign and a final chord.

3.  Exercise 3 consists of two staves of music. The first staff begins with a treble clef, a common time signature (C), and a forte dynamic marking (f). The music features a series of eighth-note chords, with the first staff grouped by a slur. The second staff continues the pattern and concludes with a final chord.

The musical score consists of six systems, each with two staves of music. The notation is primarily in treble clef with a common time signature (C). The music is characterized by dense, rhythmic patterns of eighth and sixteenth notes, often grouped into slurs. Fretting numbers (1, 2, 4, 0) are placed below the notes to indicate fingerings. A dynamic marking of *f* (forte) is present at the beginning of the second system. The score concludes with repeat signs and final rests on the last staff of each system.

7.

8.

9.

10.

Exercise 10 consists of three staves of music in C major, 6/8 time. The first staff contains two measures of eighth-note runs. The second staff contains two measures of eighth-note runs with fingerings 4, 0, 2, and 4. The third staff contains two measures of eighth-note runs with fingerings 4 and 4, ending with a double bar line and a repeat sign.

11.

Exercise 11 consists of three staves of music in D major, 6/8 time. The first staff contains two measures of eighth-note runs with fingerings 4 and 4. The second staff contains two measures of eighth-note runs with fingerings 2 and 2. The third staff contains two measures of eighth-note runs with fingerings 4 and 4, ending with a double bar line and a repeat sign.

12.

Exercise 12 consists of three staves of music in D major, 6/8 time. The first staff contains two measures of eighth-note runs with fingerings 4 and 4. The second staff contains two measures of eighth-note runs with fingerings 4 and 4. The third staff contains two measures of eighth-note runs with fingerings 4 and 4, ending with a double bar line and a repeat sign.

2<sup>nd</sup> Position.....

13.

14.

The 2<sup>nd</sup> finger must remain on the string.

15.

The first five staves of the piece consist of continuous eighth-note patterns. The first two staves have slurs over groups of notes, and the third staff has a slur over a full measure. The fourth and fifth staves continue the eighth-note sequence with slurs and accents.

16. <sup>2<sup>nd</sup> Position</sup>

Measure 16 begins with a treble clef, a common time signature (C), and a key signature of one sharp (F#). The sixth staff is labeled "2<sup>nd</sup> Position" and has a finger number "2" under the first note. The seventh and eighth staves continue the eighth-note pattern with slurs and fingerings.

17.

Measure 17 begins with a treble clef, a common time signature (C), and a key signature of one sharp (F#). The ninth staff has a finger number "4" under the first note. The tenth and eleventh staves continue the eighth-note pattern with slurs and fingerings.

the 1<sup>st</sup> finger must remain on the string.

18.

D string.  
A string.  
E string.

19.

20.

3rd Position.....

21.

3rd Position.....

22.

3rd Position.....





23.   
  


24.   


6th Poition.



D string.....

25.   


A string.....

D string.....



26.

Musical score for exercise 26, measures 1-4. The key signature has two flats (B-flat and E-flat), and the time signature is common time (C). The exercise consists of a continuous eighth-note pattern. The first two measures are grouped together with a slur and have fingerings 2, 1, 1, 1, 1, 1. The next two measures are also grouped with a slur and have fingerings 2, 1, 1, 1, 1, 2, 4. The exercise concludes with a repeat sign and a final note.

27.

Musical score for exercise 27, measures 1-2. The key signature has three flats (B-flat, E-flat, and A-flat), and the time signature is common time (C). The exercise is in the 5th position, as indicated by the text above the staff. It features a continuous eighth-note pattern with fingerings 1, 2, 2, 2, 0, 1, 2, 2. The first measure is followed by a slur and the text "IIIa restez...". The second measure is also followed by a slur and the text "IIIa restez...".


Musical score for exercise 27, measures 3-4. This section continues the eighth-note pattern from the previous measures, with fingerings 2, 1, 1, 1, 1, 1, 1, 1. It concludes with a repeat sign and a final note.

28.

Musical score for exercise 28, measures 1-2. The key signature has one flat (B-flat), and the time signature is common time (C). The exercise is in the 5th position, as indicated by the text above the staff. It features a continuous eighth-note pattern with fingerings 1, 4, 4, 4, 2, 1, 4, 4. The first measure is followed by a slur and the text "IIIa restez...". The second measure is also followed by a slur and the text "IIIa restez...".

Musical score for exercise 28, measures 3-4. This section continues the eighth-note pattern from the previous measures, with fingerings 2, 1, 1, 1, 1, 1, 1, 1. It concludes with a repeat sign and a final note.

29.  Musical staff 1 of exercise 29, featuring a treble clef, common time signature, and a series of eighth notes with fingerings 4 and 2. A slur covers the first two measures.

 Musical staff 2 of exercise 29, continuing the eighth-note pattern with fingerings 4 and 0. A slur covers the first two measures. Musical staff 3 of exercise 29, continuing the eighth-note pattern with fingerings 1 and 0. A slur covers the first two measures.

30.  Musical staff 1 of exercise 30, featuring a treble clef, common time signature, and a series of eighth notes with a key signature of three flats. A slur covers the first two measures.

 Musical staff 2 of exercise 30, continuing the eighth-note pattern with fingerings 2 and 1. A slur covers the first two measures. Musical staff 3 of exercise 30, continuing the eighth-note pattern with fingerings 1 and 2. A slur covers the first two measures.

31.  Musical staff 1 of exercise 31, featuring a treble clef, common time signature, and a series of eighth notes with a key signature of one flat. Fingerings 2, 1, and 2 are indicated. A slur covers the first two measures.

 Musical staff 2 of exercise 31, continuing the eighth-note pattern with fingerings 4 and 3. A slur covers the first two measures. Musical staff 3 of exercise 31, continuing the eighth-note pattern with fingerings 4 and 3. A slur covers the first two measures.

32. Musical notation for exercise 32, measures 1-4. Treble clef, common time. First measure has a 0 below the staff. Fingering: 1, 4, 4, 1, 3, 1. Includes the instruction "restez." below the staff.

33. Musical notation for exercise 33, measures 1-4. Treble clef, common time. Includes the instruction "5th Position. 1st Pos." above the staff.

34. Musical notation for exercise 34, measures 1-4. Treble clef, common time. Fingering: 1, 2, 2, 1, 2, 2.

35.

2nd Position

6th Position.

36.

2nd Position

37.

38.

the second finger must remain on the string.

39.

40.

The first finger must remain on the string.....

41.

Musical notation for exercise 41, first system. Treble clef, key signature of one sharp (F#), common time (C). The first measure has a '4' above it. The exercise consists of a series of eighth-note patterns across three staves, with a double bar line at the end of the third staff.

2<sup>nd</sup> Position.....

42.

Musical notation for exercise 42, first system. Treble clef, key signature of one sharp (F#), common time (C). The exercise is in the 2<sup>nd</sup> position. It consists of eighth-note patterns across three staves, with a double bar line at the end of the third staff. Fingerings '1' are indicated above the first notes of the first and third measures of each staff.

3<sup>rd</sup> Position.....

43.

Musical notation for exercise 43, first system. Treble clef, key signature of one sharp (F#), common time (C). The exercise is in the 3<sup>rd</sup> position. It consists of eighth-note patterns across three staves, with a double bar line at the end of the third staff. Fingerings '1' and '2' are indicated above the first notes of the first and third measures of each staff.

4th Position.....

44.

Musical notation for exercise 44, 4th position. It consists of three staves of music in treble clef with a key signature of one sharp (F#) and a common time signature (C). The first staff starts with a measure number '1' and contains a sequence of eighth notes with a slur. The second staff continues the sequence with fingerings '2 4 2 4' and '3 1 3 1' indicated. The third staff concludes the exercise with a double bar line and repeat dots.

5th Position.....

45.

Musical notation for exercise 45, 5th position. It consists of three staves of music in treble clef with a key signature of one sharp (F#) and a common time signature (C). The first staff starts with a measure number '1' and contains a sequence of eighth notes with a slur. The second staff continues the sequence. The third staff concludes the exercise with a double bar line and repeat dots.

46.

Musical notation for exercise 46, 5th position. It consists of three staves of music in treble clef with a key signature of one sharp (F#) and a common time signature (C). The first staff starts with a measure number '3' and contains a sequence of eighth notes with a slur. The second staff continues the sequence with fingerings '4 1 4 1' and '4 1 4 1' indicated. The third staff concludes the exercise with a double bar line and repeat dots.



47.

48.

49.

1 3 1 1 3 1 1 3 1

1 1 1 1 1 1 1 1

0 1 1

50.

2 1 1 2 1 2

restez...

4 2 4 2

restez.

4 4 4 4 1 3 2 4 4 4

1 3 4 4

First musical staff with treble clef, showing a sequence of notes with fingerings 1, 3, 1, 1, 3, 1, 1. The notes are grouped by a slur.

Second musical staff with treble clef, showing a sequence of notes with fingerings 1, 1, 1, 1, 1, 1, 1, 1, 1, 1, 1, 1. The notes are grouped by a slur.

Third musical staff with treble clef, showing a sequence of notes with fingerings 0, 1, 1. The notes are grouped by a slur.

50.

Fourth musical staff with treble clef and common time signature 'C'. It shows a sequence of notes with fingerings 2, 1, 1, 1, 1, 2. The notes are grouped by a slur.

Fifth musical staff with treble clef, showing a sequence of notes with fingerings 4, 4. The notes are grouped by a slur. Below the staff, the text "restez..." is written.

Sixth musical staff with treble clef, showing a sequence of notes with fingerings 4, 2. The notes are grouped by a slur.

Seventh musical staff with treble clef, showing a sequence of notes with fingerings 4, 4, 4, 2. The notes are grouped by a slur. Below the staff, the text "restez." is written.

Eighth musical staff with treble clef, showing a sequence of notes with fingerings 4, 4, 4, 2, 4, 1, 3, 4. The notes are grouped by a slur.

Ninth musical staff with treble clef, showing a sequence of notes with fingerings 4, 1, 3, 4. The notes are grouped by a slur.